



RP235 POLISHING RIDER

6-FOOT POLISHING RIDING TROWEL



The RP235 riding polisher was designed with the high volume concrete polisher in mind. This riding trowel comes as designed to achieve high rotor speeds to achieve high torque while polishing. It also comes equipped with special dolly jacks that ensure transportation indoors can be done with ease. This design is also built on our popular edging riding trowel frame to allow contractors to get extremely close to the wall while polishing.

PRODUCT DETAILS



Cruise Control to maintain high power output to achieve consistent rotor speeds.




Spray nozzles aimed into ideal position to achieve proper wetness while polishing.

DESCRIPTION	RP235
ENGINE	KOHLER PCH740
HORSEPOWER CLASS	25 hp (18.6 kW)
FUEL TYPE	Fuel Injected Liquid Gas
PANNING PATH WIDTH	84.25 in (214 cm)
ROTOR DIAMETER	36 in (91.4 cm) 4-Bladed Spider
MAXIMUM ROTOR SPEED	180 rpm
STEERING CONTROL SYSTEM	Manual
FUEL CAPACITY	40 lb Gas Bottle
RETARDANT CAPACITY	9 gal (26.4 L)
WEIGHT	1096 lb (497.1 kg)
DIMENSIONS (L X W X H)	86.6 x 37.6 x 55.3 in (219.9 x 95.5 x 140.4 cm)



KOHLER gas engine provides an alternative fuel source for cleaner power.



Removable front cover for quick access for maintenance needs.